

UTRGV-EHS-CCP Program

Infants: Remote Teaching Instructional Guide

Week of: May 17-20,2021

Classroom Teachers and Room Number:

Director or Center Manager Approval:

Parent Acknowledgement:




Date:

Date:

Learning Outcomes: This week children will learn about the Three Billy Goat Gruff. This is a great tale of cooperation among siblings.
Esta semana, los niños aprenderán sobre los tres chivos. Esta es una gran historia de cooperación entre hermanos.

Learning Goals:

- Begins to develop personal relationships with peers. (B.4.c)
- Begins to learn and internalize rules, routines, and directions. (B.3.b)
- Develops language skills in structured language contexts, such as through books, finger plays, singing, storytelling, and reenacting. (c.2.c)

<u>Mental Health:</u>	<u>Unite</u>	<u>Calm</u>	<u>Connect</u>	<u>Commit</u>
Dr. Bailey's Conscience Discipline Strategies	Morning Song: Good Morning to you.		<p>Arrange children in groups of three and have each group stand in a circle and hold hands. Demonstrate the song actions taking special care to point out being gentle when raising and lowering arms on when having friends give a high-five.</p> <p>Adaptation: (For younger infants) Hold infant and with hand over hand encourage infant to raise and lower arms and give high-five. Demonstrate the song actions taking special care to point out being gentle.</p>	
		<p>Talk about being frightened. Give children some examples of things that might be frightening, such as hearing loud thunder or losing sight of your mom in a crowd.</p>		<p>Discuss what it means to be a bully. Give children examples: A bully might be mean to a younger child. A bully might yell at or hit others. Say: No one likes a bully! Give examples of how older children can help younger children and how bigger children can help smaller children.</p>

--	--	--	--	--






Morning Message Sentences: 1. The Goat.






2. The bridge.



Literacy					
Theme: Week :	Readiness Skill Literacy Must Do's: Sing the ABC Song	Family Connection	Nursery Rhyme/Song	Enrichment Activities	1 Parent Tip, 1 Milestone, 1 Special Needs Adaptations

<p>Wonderful Words of the Week:</p> <p>Goat</p> <p>Language Enhancement: (Use sign language for vocabulary words)</p> 	<p><u>Readiness Skill</u></p> <p>Title of Story: The Tree Billy Goats Gruff</p>  <p>Read A Loud Tips: Use your classroom mascot to encourage participation and language opportunities as you interact with the child/children.</p> <p>Discussion:</p> <ul style="list-style-type: none"> * How many goats do you see on the cover? * Which goat goes first? * Where do the goats go? <p>Learning Goals: Listens with interest to language of others (C.1.a)</p> <p>Learning Outcomes: The child will learn this week who the characters in the story are.</p> <p>Materials:</p> <ol style="list-style-type: none"> 1.-Book of " The Tree Billy Goats" 2. Cards of emotions: <ul style="list-style-type: none"> *Happy. *Sad. *Angry. *Excited. <p>Procedures:</p> <ol style="list-style-type: none"> 1.-Talk with your child about how you feel today by showing the emotion card you choose, then ask him how he feels today and show the emotion card that the child chooses. 2.-Introduce the book. 3.-Show the parts of the book (Cover, Back Cover, Spine) 	<p><u>Family Connection</u></p> <p>Card Number or Newsletter:</p> <p>#12</p>  <p>Family Game: The Three Billy Goats Gruff video</p>  <p>Enjoy the video with your child.</p> <p>https://youtu.be/aiy3a1v9Q2E</p>	<p><u>Nursery Rhyme/s</u> "Three Billy Goats Gruff" https://youtu.be/lWZKCAdFW64</p> <p>Entrance Song: A, B, C song https://www.youtube.com/watch?v=x7a5JVdPTng</p> <p>Closing Song: See you later, alligator" https://youtu.be/3jDgBKD9l0</p>	<p><u>Enrichment Activities</u></p> <p>Activity Title: Goat Puppet</p>  <p>Materials:</p> <ol style="list-style-type: none"> 1. White construction paper 2. Black marker 3. Crayons: brown, black, yellow, pink 4. Glue 5. Craft wood stick 6. Tape 7. Scissors (parent use only) <p>Procedure:</p> <ol style="list-style-type: none"> 1. Mom and dad you should trace the image of the goat on the white paper with the black marker. 2. Color the face brown, the inside of ears pink and the horns black. 3. When you finish coloring 	<p><u>1 Parent Tip, 1 Milestone, 1 Special Needs Adaptations</u></p> <p>1 Tip for parents: Let your child touch the characters in the book to familiarize them with the story.</p> <p>1 Milestone: Begins to use hand movements to communicate wants and needs, p. Ex. Enough to be picked up.</p> <p>Special Adaptation: Parents can modify this activity by creating their own goat puppet and telling the story.</p>
---	--	---	--	--	---

	<p>4. Read the book. 5.- Show the goat mask or some goat image</p> <p>Questions (Before, During, After):</p> <p>Before: Could you tell me what is the difference of each goat?</p> <p>During: Why do some characters in the story have loud voices?</p> <p>After: Do you think it was okay for the little goat and the medium goat to tell the goblin to wait for his brother?</p>  <p>English YouTube Video: </p> <p>Spanish YouTube Video: </p>			<p>the goat, mom or dad will use the scissors to help you cut out the face.</p> <p>4. Once it's cut out, stick the stick from behind with adhesive tape and it's ready.</p>	
--	--	--	--	---	--

Math					
<p>Wonderful Words of the Week: Goat</p>	<p><u>Readiness Skill</u></p> <p>Title of Story: "Small to large goats"</p>	<p><u>Family Connection</u></p> <p>Card Number or Newsletter: #13</p>	<p><u>Nursery Rhyme/s</u></p> <p>"The Three Billy Goats Gruff"</p>	<p><u>Enrichment Activities</u></p> <p>Activity Title: "Drum Beats"</p>	<p><u>1 Parent Tip, 1 Milestone, 1 Special Needs Adaptations</u> Parent Tip:</p>

Language Enhancement:



Learning Goals:

(D.2.b) Shows imagination, creativity, and uses a variety of strategies to solve problems.

Learning Outcomes:

This week children will learn about the "Three Billy Goats Gruff". This is a great tale of cooperation among siblings.

Materials:

- Emotional cards (Happy, Sad, Angry and Excited).
- Small to Large Goats Patterns.

Procedures:

1) The teacher will acknowledge the child's emotions and will be using the emotion props (happy, sad, angry and excited) Talk about the emotions.

2) Have children arrange the Small to Large Goats (Patterns) in size order.

3) Invite children to talk in a voice appropriate for each goat (tiny, soft voice for smallest goat and loud, deep voice for largest goat).

Questions (Before, During, After):

Before:

Can you tell me where the goats live?

During:

Why is the large goat bigger than the small one?

After:

Can you tell me what goats eat?



Family Game:



Activity Title:

"Magnetic numerals"

Materials:

- Cookie sheet
- Magnetic numbers (1-5)

Procedure:

1) Provide magnetic numerals for children and help them order the numerals.

2) Sit with the child and help them order the numerals. Notice which numerals children recognize.

<https://youtu.be/O-gb2SzEEpk>

Entrance Song:

"Hello Friends"

<https://youtu.be/3ywlw30lqKA>

Closing Song:

"Goodbye to you"

<https://youtu.be/STMI4yiPpOM>



Materials:

- Small boxes
- "Goats on a Stroll" (Chant)



Procedure:

1) Provide small boxes to use as drums

2) Lead children in playing their "drums" to the chant.




Encourage parents to be patient with children as they overcome their fears.




Milestone:

Responds to other people's emotions and often seems happy.

Adaptation:

Invite children with visual challenges to smell and touch the grass. Provide example of dry grass (hay) and fresh green grass. Remind children that the goats were looking for fresh, green grass.

	 <p>English YouTube Video: </p> <p>Spanish YouTube Video: </p>	<p>3) Show them the numeral that represents their age.</p>			
--	--	--	--	--	--

Pretend and Learn					
<p>Wonderful Words of the Week: Goat / Bridge</p> <p>Language Enhancement: (Use sign language for vocabulary words)</p> 	<p>Readiness Skill</p> <p>Title of Activity: The Three Billy Goats Gruff</p>  <p>Learning Goals: Uses imitation in pretend play to express creativity and imagination (D.4.a)</p>	<p>Family Connection</p> <p>Card Number or Newsletter: #6 Singing is Joyful and more</p>	<p>Nursery Rhyme/s</p> <p>Three Billy Goats Gruff https://youtu.be/3QzT1sq6kCY</p> <p>Entrance Song: Hello Friends https://youtu.be/3ywlw30laKA</p> <p>Closing Song: See you later alligator</p>	<p>Enrichment Activities</p> <p>Activity Title: Billy Goats Gruff Masks</p>  <p>Materials: • Paper Plates</p>	<p>1 Parent Tip, 1 Milestone, 1 Special Needs Adaptations</p> <p>Parent Tip • Little ones learn by imagining and doing. They make sense of their world, in part, through pretend play. Pretend play becomes more complex as babies move from concrete thinking to symbolic thinking.</p> <p>Milestone.</p>

Learning Outcomes: This week the children will be learning about "The Three Billy Goats Gruff".

Materials:

- Emotion cards
- Butcher paper
 - Story of "The Three Billy Goats Gruff"



Procedures:

- Using Emotion cards ask child how they are feeling today.
- Cut Butcher paper to make a bridge.
- Tape Butcher paper to the floor to create the bridge.
- Act out the story of the "Three Billy Goats Gruff".



Questions (Before, During, After):

Before: Which goat is your favorite?

During: How many Goats have crossed over the bridge?

After: How do you think the Goats after they all crossed over the bridge?

English YouTube Video:



Family Game: Big & Small



Materials:

- A small card of a goat
- A large card of a goat

Procedures:

Have the child put the goats in order by size
Smallest to biggest.

<https://youtu.be/l3jDgBKD910>

- Construction paper
- Glue
- Tape
- Crayons/Markers
- Googly eyes


Procedure:





- Create masks using paper plates.
- Cut cone shapes out of construction paper to make the goats horns.
- Color the plates for the different goats.
- Paste 2 googly eyes to each plate for the goat's eyes.
- Using a marker make the goat's mouth.

- By the age of 12 months your baby should be able to copy gestures.

Special Needs Adaptations

- If a child displays fear during an activity, don't overreact. Reassure the child that she is safe and find another activity for her to do.

	<p>Spanish YouTube Video:</p> 				
--	---	--	--	--	--

Art/Creativity Station					
<p>Wonderful Words of the Week: Goat Bridge</p> <p>Language Enhancement: (Use sign language for vocabulary words)</p> 	<p><u>Readiness Skill</u></p> <p>Title of Activity: Painting Trolls</p>  <p>Learning Goals: (D.4.a.) Uses imitation in pretend play to express creativity and imagination.</p> <p>Learning Outcomes: Children will learn about the Three Billy Goats Gruff.</p> <p>Materials:</p> <ul style="list-style-type: none"> Emotion Cards Paints 	<p><u>Family Connection</u></p> <p>Card Number or Newsletter: #15 Developing Social Skills</p>  <p>Family Game: Billy Goats</p>	<p><u>Nursery Rhyme/s</u></p> <p>Three Billy Goats Gruff https://youtu.be/3QzT1sq6kCY</p> <p>Entrance Song: Hello Friends https://youtu.be/3ywlu30lqKA</p> <p>Closing Song: Goodbye friends https://youtu.be/2O975ewRT7Q</p>	<p><u>Enrichment Activities</u></p> <p>Activity Title: Billy Goat</p>  <p>Materials:</p> <ul style="list-style-type: none"> Paper Plate Brown crayon White, red and brown construction paper Scissors Glue <p>Procedure:</p>	<p><u>1 Parent Tip, 1 Milestone, 1 Special Needs Adaptations</u></p> <p>Parent Tip</p> <ul style="list-style-type: none"> Touching and exploring paint, play dough, or simple tools (brush, shaker, sponge) provide valuable sensory experiences. Creativity develops as little ones begin to understand cause-and-effect



- Paper
- Paintbrush

Procedures:

- Use emotion cards to ask children how they are feeling today.
- Talk to children about the troll from the story Three Billy Goats Gruff.
- Ask children what colors they want to paint their troll.
- Encourage child to paint a troll and praise child for any marks made on the paper.



Questions (Before, During, After):

Before: What color are you using to make your troll?

During: Where are you going to start painting your troll?

After: What color hair did you give your troll?

English YouTube Video:



Spanish YouTube Video:



Materials:

Paint

Procedures:

Using brown paint have children create the Little Billy Goat by painting his/her hand. Adult with paint their hand as well to create the Big Billy Goat.

- Ask children which is their favorite goat.
- Have children create their favorite goat using a paper plate and a brown crayon.
- Cut out eyes, horns from the white paper. (Be careful when using scissors around children)
- Cut out a tongue using red construction paper and using the brown paper cut out some eyebrows and hair.
- Encourage child to glue the pieces of construction paper onto Billy Goat.
- Use the goat and the troll we created in the art station to retell the story of the Three Billy Goats.

relationships, develop more language, and improve motor control.

Milestone.







- At 8 months child will begin to coordinate hand and body movements.

Special Needs

Adaptations

- If child does not like the texture of paint allow child to make marks on

STEAM Building Structures

<p>Wonderful Words of the Week:</p> <ul style="list-style-type: none"> Goat Bridge <p>Language Enhancement: (Use sign language for vocabulary words)</p>  <p>goat chivo</p>  <p>bridge puente</p>	<p>Readiness Skill</p> <p>Title of Activity: "Sound Making"</p>  <p>Learning Goals: Develops language skills in structured language contexts, such as signing, storytelling, and reenacting. (C.2.d.)</p> <p>Learning Outcomes: Develops language skills in structured language contexts, such as through books, finger plays, singing, storytelling, and reenacting. (C.2.c)</p> <p>Materials:</p> <ol style="list-style-type: none"> 1. Sound making materials: <ul style="list-style-type: none"> • Blocks • Metal spoon/Plastic spoon • Drumsticks • Drinking straw 	<p>Family Connection</p> <p>Card Number or Newsletter: #5</p>  <p>Family Game: "Building Bridges"</p>  <p>Materials: Legos</p>	<p>Nursery Rhyme/s "The Three Billy Goats Gruff"</p> <p>https://youtu.be/3QzT1sq6kCY</p> <p>Entrance Song: "Hello Friend"</p> <p>https://youtu.be/3ywlu30lqKA</p> <p>Closing Song: "Goodbye Friends"</p> <p>https://youtu.be/2O975ewRT7Q</p>	<p>Enrichment Activities</p> <p>Activity Title: "Outdoor Texture"</p> <p>Materials:</p> <ol style="list-style-type: none"> 1. Rocks 2. Shells 3. Basket <p>Procedure:</p> <ol style="list-style-type: none"> 1. Place a few clean rocks and shells in a basket. 2. Explore the new textures. 3. Talk about how the rocks and shells feel. 	<p>1 Parent Tip, 1 Milestone, 1 Special Needs Adaptations</p> <p>Parent Tips: Children babbles with expression and copies sounds he hears.</p> <p>Milestone: Shows curiosity about things and tries to get things that are out of reach</p> <p>Adaptation: Encourage the child to make a sound like if they are crossing the bridge.</p>
--	---	---	--	---	--

2. Emotional card:
(Happy, Sad, Angry, Excited)

Procedures:

1. Ask the child how they are feeling today (Happy, Sad, Angry, Excited)
2. Invite children to experiment with the material to create the trip-trap sound of the goats crossing the bridge.
3. Discuss the differences between the sound the little goat and the big goat might have made.



Questions (Before, During, After):

Before: Which materials are we using?

During: Which materials make the best trip-trap sound?

After: What is the difference between the little goat and big goat sound?

English YouTube Video:



Spanish YouTube Video:








Procedures:


Using Legos and have children create the bridge where the Three Bill Goats crossed.

--	--	--	--	--	--

Social Emotional Development

<p>Wonderful Words of the Week: -Bridge</p> <p>Language Enhancement: (Use sign language for vocabulary words)</p> 	<p><u>Readiness Skill</u></p> <p>Title of Activity: Trip! Trap!</p>  <p>Learning Goals: (B.4.e.) Develops responsive and reciprocal communication skills, such as turn-taking.</p> <p>Learning Outcomes: This week children will learn about the Three Billy Goats Gruff. This is a great tale of cooperation among siblings.</p> <p>Materials:</p> <ol style="list-style-type: none"> 1. Emotion Cards (Happy, Sad, Excited and Angry) 2. Troll Chant "Trip, Trap!" <p>Procedures:</p> <ol style="list-style-type: none"> 1. Ask your child how they are feeling at that moment (Happy, Sad, Excited or Angry) 2. Show the child which emotion card fits what they are feeling. 3. Recite the Troll chant "Trip, Trap!" 4. "Who is walking on my bridge?" 5. "Trip, Trap! Trip, Trap! Get off my Bridge!" 	<p><u>Family Connection</u></p> <p>Card Number or Newsletter: #6</p>  <p>Family Game: Walk like a Goat!</p>  <p>Procedures: Invite your child to take steps like a little goat, medium-sized goat, and a big goat. Then have them cross</p>	<p><u>Nursery Rhyme/s</u> "Three Billy Goats Gruff" https://youtu.be/3QzT1sq6kCY</p> <p>Entrance Song: "Hello Friends" https://youtu.be/3ywlu30lqKA</p> <p>Closing Song: "See You Later Alligator" https://youtu.be/2QkhX7R7K7U</p>	<p><u>Enrichment Activities</u></p> <p>Activity Title: Purple Troll Shakes</p>  <p>Materials:</p> <ul style="list-style-type: none"> - 1/3 cup of grape juice concentrate - 1 banana sliced - 1 cup low fat milk - ½ cup ice cubes <p>**Allergy Alert** Always check for allergies before serving food to children. Blend ingredients thoroughly.</p>	<p><u>1 Parent Tip, 1 Milestone, 1 Special Needs Adaptations</u></p> <p>Parent Tip: Cultural sensitivity plays an important role in helping a child feel safe in his environment. Imagine being left in the care of someone who may not look like your family, smell like your family, talk like your family, or act like your family. Talk with families in advance to build an understanding of how a child's culture may differ from your own and do whatever you can to reconcile those differences for the child.</p> <p>Milestone:</p>
---	---	---	---	---	---

6. "No one should be walking there."
7. "Get off! Get off! Don't you dare!"
8. Ask your child if they think that the troll is being mean to the goats.
9. Ask your child if there are any other nice words that the troll could have used in his chant.



Questions (Before, During, After):

Before: Can you describe to me what you think a troll is?

During: Why do you think the troll is being mean to the goats?

After: After hearing the trolls chant, what other nice words could you use in the troll's chant?



English YouTube Video:



Spanish YouTube Video:

the backyard like a Troll.

Procedure:

- Combine all ingredients in a blender.
- Cover and blend until frothy
- Makes 4-6 servings
- Point out that the shake is the same color as the Troll

Moves things smoothly from one hand to the other.

Special Adaptation:

If you see that your child is having trouble with thinking of some nice words that the Troll could say in the chant, give your child some hints to help them think of nice words.

Physical Development

Wonderful Words of the Week:

Goat

Language Enhancement:



Readiness Skill

Title of Story:
Troll's Shadow



Learning Goals:

Learns and begins to use math concepts during daily routines and experiences. (D.2.d)

Learning Outcomes:

This week the child will be learning about the "The three Billy Goats Gruff."

Materials:

1. Emotional cards (Happy, Sad, Excited, Angry)
2. A wall
3. A flashlight (sun light)
4. Your self

Procedures:

1. Ask children how are they feeling today?
2. Invite children to stand between a light source and a wall.
3. Show them how to make a shadow that might look like a troll.
4. Show your shadow how big it is and to the child show his shadow and compare small yours with his/hers.

Family Connection

Card Number or Newsletter:
#12



Family Game:
Walk like a Goat.



Invite child to take steps like a little goat, a middle-sized goat, and a big goat. Then have them cross the playground walking like a troll.

Nursery Rhyme/s

"Three Billy goats gruff"
<https://youtu.be/IWZKCAfW64>

Entrance Song:
"Hello Friends"
<https://youtu.be/3ywl30laKA>

Closing Song:
"Goodbye song"
<https://youtu.be/STMI4yiPpoM>

Enrichment Activities

Activity Title: Billy Goats Gruff Paper Plate Mask Craft



Materials:


1. Paper Plate
2. Neutral colored paint.
3. Paintbrushes
4. Glue
5. Hole punch
6. Yarn or string
7. Scissors (only parent to use)

Procedure:

- Have the child paint the masks using the paintbrushes or cotton balls.
- Once the paint has dried, cut out the bottom section of the plate to create a "goat chin" and form the shapes for the ears.
- Glue the ears to the top of the paper plate.






1 Parent Tip, 1 Milestone, 1 Special Needs Adaptations

Parent Tips:
Children are gaining confidence in their ability to communicate. This is evidenced by more frequent eye contact, longer sentences, and increased number of gestures.
Milestones: Points to show others something interesting.
Adaptation:
Encourage and help the child to explore their own shadow.

	<p>5. Talk with children about the troll's large size.</p> <p>Questions (Before, During, After):</p> <p>Before: What materials do you think we, are going to use?</p> <p>During: What do we see on the wall?</p> <p>After: What is the difference between your shadow and your relatives' shadow?</p> 			<ul style="list-style-type: none">• Cut out holes for their eyes. Cut a long enough strand to wrap all the way around.	
--	---	--	--	--	--

English YouTube Video: 

Spanish YouTube Video: 

Music and Movement					
<p>Wonderful Words of the Week:</p> <p>Goat</p> <p>Language Enhancement: (Use sign language for vocabulary words)</p> 	<p><u>Readiness Skill</u></p> <p>Title of Activity: Mary Had a Little Goat</p>  <p>Learning Goals: (C.2.c) Develops language skills in structured language contexts, such as through singing & storytelling.</p> <p>Learning Outcomes: This week children will learn about the Three Billy Goats Gruff. This is a great tales of cooperation among siblings.</p> <p>Materials: -Song "Mary Had a Little Goat."</p> <p>Procedures: -Before you begin the activity talk to your child about how you are feeling today. Use the emotion cards and choose the one you are feeling, then ask your child how she/he is feeling.</p>	<p><u>Family Connection</u></p> <p>Card Number or Newsletter: 6</p>  <p>Family Game: "Build a Bridge."</p>  <p>Materials: Blocks</p> <p>Procedures: As a family, try to build a bridge like the one in the story "Billy Goats Gruff" with your child using any type of blocks you may have around the house.</p>	<p><u>Nursery Rhyme/s</u> "3 Billy Goats Gruff Song" https://www.youtube.com/watch?v=1ScMHgVbpmg</p> <p>Entrance Song: "Hello Friends" https://youtu.be/3ywlU30lqKA</p> <p>Closing Song: "See you later, alligator" https://youtu.be/l3jDgBKD9lQ</p>	<p><u>Enrichment Activities</u></p> <p>Activity Title: "Three Billy Goats Gruff"</p>  <p>https://www.youtube.com/watch?v=aimYfMsZ_Zw</p> <p>Materials: -story "Billy Goats Gruff"</p> <p>Procedure: Find a comfortable place at home and have your child enjoy the story.</p>	<p><u>1 Parent Tip, 1 Milestone, 1 Special Needs Adaptations</u></p> <p><u>Parent Tip</u> - Encourage your child to sing along by clapping his hands along to the beat.</p> <p><u>Milestone.</u> - At this age your child can String vowels together when babbling ("ah," "eh," "oh") and likes taking turns with parent while making sounds.</p> <p><u>Special Needs Adaptations</u> - You can modify this activity by incorporating musical instruments or visual props (like puppets).</p>

-Encourage child to sing and dance along with you to the song "Mary Had a Little Goat".



Questions (Before, During, After):

Before: "What do you know about The Billy Goats Gruff?"

During: "What was the little girl's name in the song?"

After: "Have you ever seen a goat before?"

English YouTube

Video: 

Spanish YouTube

Video: 